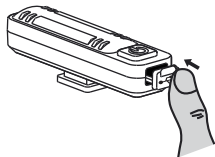


Notifications

- Be sure to fully charge your light before setting foot on the road, and resume silicon USB cover after charging.



Charging



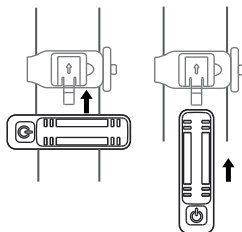
Charging indicator on front of light:

- ☀ Blue flash = charging
- Solid blue = fully charged

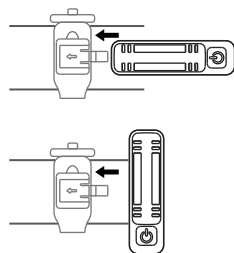
- Tail light will charge from empty to full in 2.0 hours.

Four-Way Mounting

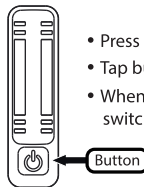
Rear Light Installation



Front Light Installation



Operation



- Press the power button to turn on the light.
- Tap button to change between functions.
- When battery is low, light automatically switches to a slow flashing reserve mode.

